

LIGHTING COLLECTION



WOUD

PUMP TABLE LAMP

designed by KUTARQ studio



Pump is inspired by hot air balloons and the idea of a luminaire lifting off the ground. The light tubular steel structure symbolises the propellant of a rocket, accentuating the effect of levitation of the shade. With its soft opal glass, Pump is ideal for smaller spots and setups where a pleasant light is needed. Whether that be on the desk, in the shelving system or on the window ledge.





PUMP PENDANT

designed by KUTARQ studio



The Pump pendant is inspired by the characteristic shape and function of hot air balloons and thereby the idea of a luminaire lifting off the ground. A vision that comes to life with this new version. With its soft opal glass contrasting to the simple tubular metal ring, the pendant reveals complete simplicity when floating in the air.

LU PENDANT

designed by *Beaverhausen*



The LU pendant is all about two contrasting forms and their interaction with each other. The bold vertical element appears to float through a thin circular light source. The combination of these two distinctive shapes results in an appealing design that is perfectly balanced.



TANGENT TABLE LAMP

designed by Frederik Kurzweg



A clean graphical design where two steel tubes meet at their tangential point of contact. On top of the inner metal tube is a shade made of opal glass that covers the bulb creating a soft light when turned on and a visual effect of one cylindrical tube when turned off.



GHOST LAMPS

designed by Studio Kowalewski

Ghost is a modern interpretation of antique portable oil lamps. The slim metal rod surrounds the lampshade protectively while the overarching bail functions as a handle for carrying the lamp around. Made of translucent opal glass, the shade gives an illusion of a white cloth thrown over the light source. Resembling the appearance of a friendly ghost in the air.



ANNULAR PENDANT

designed by MSDS STUDIO



The Annular pendant pairs two primary forms. A conical shade is paired with a perfect ring of light at the perimeter. The cone is evocative of a classic pendant form while the ring shaped light source is boldly graphic and resolutely contemporary. Annular combines the two primary forms and rethinks the light in a new interpretation of the classic cone pendant.





DOT PENDANTS

designed by Rikke Frost



Inspired by perforated metal and the patterns the light creates when shining through the small holes. The smooth opal glass and rounded shapes make Dot a simple and significant pendant whether on its own or combined in different sizes.





STONE PENDANT

designed by Philip Bro



Inspired by the softness of beach stones. These characteristic shapes are made in the life of being in water, sand and wind. Stacking two round stones on top of each other is one of the oldest human expressions and a simple mark in the landscape.

KUPPI WALL LAMP

designed by Mika Tolvanen



Kuppi means 'cup' in Finnish. Two different sized metal cups form the lamp creating a minimalistic and sculptural lamp. The construction allows for easy movement and adjustment of the light, which makes Kuppi ideal as a bedside lamp or in the reading corner.



STUDY TABLE LAMP

designed by MSDS STUDIO



Study is a simple and charming light, that provides a soft and focused light intended for the office, den or bedroom. Its shell is made of a single cast metal part and is both evocative of iconic task lighting and resolutely domestic. With its elegant and modern expression, Study will light up any room.

CONO LAMPS

designed by Benny Frandsen



Cono is characterised by the classic geometric shades combined with a minimalistic yet soft visual expression. An aesthetic that is enhanced by the matt surface. The adjustable shade provides a functional light.





GAP PENDANTS

designed by NUR Design




Gap combines a coarse, raw outer shade with a feminine brass coloured inner, creating a warm and cosy glow. The sleek gap in the shade allows light to escape and create a graphical reflection with a golden glow.



MERCURY WALL LAMP


designed by Jeannette Holdgaard



With the dimmed LED light on, Mercury glows as a beautiful HALO on the wall. The tubular section hides the cord and creates a graphic expression making it a work of art whether turned on or off.

LUNAR PENDANT

designed by Johanna Hartikainen



The Lunar pendant is an elegant combination of soft light and sleek black metal inspired by the night sky. Embracing modern architectural design while honouring the ancient astronomical observations.





GAP PENDANTS

DESIGNED BY NUR DESIGN

MATERIAL PAINTED METAL

INSIDE BRASS COLOUR PAINT

DIMENSIONS H 200 x Ø 140 MM (SHORT)
Ø 300 x Ø 100 MM (TALL)

CORD FABRIC COVERED 3000 MM

SPECIFICATIONS E27 (cUL: E14), MAX 25W/250 LM

CANOPY BLACK PAINTED METAL (Ø 100 x H 20 MM)

VERSIONS AVAILABLE CE, cUL

COMPLIES WITH IP20

ENERGY LABEL A**

BULB NOT INCLUDED

ITEM NO / COLOUR

133001 BLACK, SHORT (CE)

133002 BLACK, TALL (CE)

139020 BLACK, SHORT (cUL)

139021 BLACK, TALL (cUL)

GAP ROUND PENDANT

DESIGNED BY NUR DESIGN

MATERIAL PAINTED METAL

INSIDE BRASS COLOUR PAINT

DIMENSIONS H 140 x Ø 150 MM

CORD FABRIC COVERED 3000 MM

SPECIFICATIONS E14 (cUL: E12), MAX 25W/250 LM

CANOPY BLACK PAINTED METAL (Ø 100 x H 20 MM)

VERSIONS AVAILABLE CE, cUL

COMPLIES WITH IP20



ENERGY LABEL A**

BULB NOT INCLUDED

ITEM NO / COLOUR

133005 BLACK, ROUND (CE)

139026 BLACK, ROUND (cUL)



DOT PENDANTS

DESIGNED BY RIKKE FROST

MATERIALS PERFORATED PAINTED / SATIN PLATED METAL

OPAL / SMOKED GLASS

DIMENSIONS H 130 / 166 / 210 x Ø 120 MM

CORD FABRIC COVERED 3000 MM

SPECIFICATIONS E14 (cUL: E12), MAX 25W/250 LM

CANOPY BLACK PAINTED / SATIN PLATED METAL

(Ø 100 x H 20 MM)

VERSIONS AVAILABLE CE, cUL

COMPLIES WITH IP20

ENERGY LABEL A**

BULB NOT INCLUDED

ITEM NO / COLOUR

- 133045 BLACK, SMALL (CE)
- 133046 BLACK, MEDIUM (CE)
- 133047 BLACK, LARGE (CE)
- 133051 SATIN, SMALL (CE)
- 133052 SATIN, MEDIUM (CE)
- 133053 SATIN, LARGE (CE)
- 139035 BLACK, SMALL (cUL)
- 139036 BLACK, MEDIUM (cUL)
- 139037 BLACK, LARGE (cUL)
- 139041 SATIN, SMALL (cUL)
- 139042 SATIN, MEDIUM (cUL)
- 139043 SATIN, LARGE (cUL)

STONE PENDANT

DESIGNED BY PHILIP BRO

MATERIAL PAINTED METAL

DIMENSIONS H 160 x Ø 159 MM

CORD FABRIC COVERED 3000 MM

SPECIFICATIONS E14 (cUL: E12), MAX 25W/250 LM

CANOPY WHITE / BLACK / MUSTARD PAINTED METAL

(Ø 100 x H 20 MM)

VERSIONS AVAILABLE CE, cUL

COMPLIES WITH IP20

ENERGY LABEL A**

BULB NOT INCLUDED

ITEM NO / COLOUR

- 133022 WHITE (CE)
- 133024 BLACK (CE)
- 133025 MUSTARD YELLOW (CE)
- 139030 WHITE (cUL)
- 139032 BLACK (cUL)
- 139033 MUSTARD YELLOW (cUL)



ANNULAR PENDANT

DESIGNED BY **MSDS STUDIO**

MATERIAL ALUMINIUM

DIMENSIONS H 238 x Ø 320 MM

CORD FABRIC COVERED 3000 MM

LIGHT 12W LED INTEGRAL DRIVER
50.000 HOURS LIFETIME
NOT REPLACEABLE

CONE SHAPED WHITE / BLACK PLASTIC (H 75 x 110 MM)

VERSIONS AVAILABLE CE

SPECIFICATIONS 2800 KELVIN, 270 LUMEN, 220-240V

ENERGY LABEL A**

DIMMABLE NO

ITEM NO / COLOUR

133030 WHITE (CE)

133031 NUDE (CE)

133032 MINT (CE)

133033 BLACK (CE)



ANNULAR LARGE PENDANT

DESIGNED BY **MSDS STUDIO**

MATERIAL ALUMINIUM

DIMENSIONS H 324 x Ø 468 MM

CORD FABRIC COVERED 3000 MM

LIGHT 18W LED INTEGRAL DRIVER,
50.000 HOURS LIFETIME
NOT REPLACEABLE

CONE SHAPED WHITE / BLACK PLASTIC (H 75 x 110 MM)

VERSIONS AVAILABLE CE

SPECIFICATIONS 2800 KELVIN, 500 LUMEN, 220-240V

ENERGY LABEL A**

DIMMABLE NO

ITEM NO / COLOUR

133034 WHITE (CE)

133035 BLACK (CE)



LU PENDANT

DESIGNED BY BEAVERHAUSEN

MATERIALS PAINTED METAL

SHADE MATT WHITE ACRYL

DIMENSIONS Ø 330 x H 220 MM
Ø 12.9 x H 8.6 "

CORD FABRIC COVERED 3000 MM

CANOPY BLACK / TAUPE PAINTED METAL
(Ø 100 x H 20 MM)

VERSIONS AVAILABLE CE, cUL

SPECIFICATIONS E14 (cUL: E12), MAX 25 W

ENERGY LABEL A**

DIMMABLE NO

ITEM NO / COLOUR

132100 BLACK, SMALL (CE)

132101 TAUPE, SMALL (CE)

139051 TAUPE, SMALL (cUL)

LU LARGE PENDANT

DESIGNED BY BEAVERHAUSEN

MATERIALS PAINTED METAL

SHADE MATT WHITE ACRYL

DIMENSIONS Ø 450 x H 220 MM
Ø 17.7 x H 8.6 "

CORD FABRIC COVERED 3000 MM

CANOPY BLACK / TAUPE PAINTED METAL
(Ø 100 x H 20 MM)

VERSIONS AVAILABLE CE, cUL

SPECIFICATIONS E14 (cUL: E12), MAX 25 W

ENERGY LABEL A**

DIMMABLE NO

ITEM NO / COLOUR

132105 BLACK, LARGE (CE)

132106 TAUPE, LARGE (CE)

139055 BLACK, LARGE (cUL)

139056 TAUPE, LARGE (cUL)



CONO PENDANT (TWO SHADES)

DESIGNED BY BENNY FRANDSEN

MATERIALS PAINTED METAL

SHADE INSIDE LIGHT GREY

DIMENSIONS L 420 x H 197 x W 110 MM
L 16.5 x H 7.7 x W 4.3 "

CORD FABRIC COVERED 3000 MM

CANOPY BLACK PAINTED METAL
RECTANGULAR (L 100 x W 60 x H 25 MM)

SPECIFICATIONS E14 (cUL: E12), MAX 25W / 250 LM

VERSIONS AVAILABLE CE, cUL

ENERGY LABEL A++ E

BULBS NOT INCLUDED

ITEM NO / COLOUR

133063 BLACK (CE)

139323 BLACK (cUL)



CONO PENDANT (THREE SHADES)

DESIGNED BY BENNY FRANDSEN

MATERIALS PAINTED METAL

SHADE INSIDE LIGHT GREY

DIMENSIONS Ø 360 x H 500 MM
Ø 14.1 x H 19.6 "

CORD FABRIC COVERED 3000 MM

CANOPY BLACK PAINTED METAL
ROUND (Ø 125 x H 25 MM)

SPECIFICATIONS E14 (cUL: E12), MAX 25W / 250 LM

VERSIONS AVAILABLE CE, cUL

ENERGY LABEL A++ E

BULBS NOT INCLUDED

ITEM NO / COLOUR

133064 BLACK (CE)

139324 BLACK (cUL)



LUNAR PENDANT

DESIGNED BY JOHANNA HARTIKAINEN

MATERIAL PAINTED METAL

SHADE OPAL GLASS

DIMENSIONS L 260 x H 200 x W 350 MM
L 10.3 x H 7.8 x W 6.4 "

CORD FABRIC COVERED 3000 MM

CANOPY BLACK PAINTED METAL (Ø 100 x H 20 MM)

SPECIFICATIONS E14 (cUL: E12), MAX 25W / 250 LM

VERSIONS AVAILABLE CE, cUL

COMPLIES WITH IP20, 220-240V

ENERGY LABEL A++

BULB NOT INCLUDED

ITEM NO / COLOUR

132091 BLACK (CE)

139001 BLACK (cUL)



PUMP PENDANT

DESIGNED BY KUTARQ STUDIO

MATERIAL BLACK PAINTED METAL

SHADE OPAL GLASS

DIMENSIONS H 220 x Ø 260 MM,
H 8.6 x Ø 9.4 "

CORD FABRIC COVERED 3000 MM

SPECIFICATION E14 (cUL: E12), MAX 25W

VERSIONS AVAILABLE CE, cUL, SAA

CANOPY BLACK PAINTED METAL (Ø 100 x H 20 MM)

COMPLIES WITH IP20, 220-240V

ENERGY LABEL A++

BULB NOT INCLUDED

ITEM NO / COLOUR

137032 BLACK/OPAL GLASS (CE)

139312 BLACK/OPAL GLASS (cUL)

139812 BLACK/OPAL GLASS (SAA)



CONO FLOOR LAMP

DESIGNED BY **BENNY FRANDSEN**

MATERIALS BLACK PAINTED / SATIN PLATED METAL

SHADE INSIDE LIGHT GREY

DIMENSIONS Ø 230 x H 1415 MM
Ø 9.1 x H 55.7 "

CORD FABRIC COVERED 3000 MM WITH EU PLUG

BASE BLACK PAINTED / SATIN PLATED METAL
COVERED W/ BLACK FELT (Ø 230 x H 25 MM)

SPECIFICATIONS E14 (cUL: E12), MAX 25W / 250 LM

COMPLIES WITH IP20

VERSIONS AVAILABLE CE, cUL, SAA

ENERGY LABEL A++ E

ITEM NO / COLOUR

133062 BLACK (CE)


133066 SATIN (CE)

139322 BLACK (cUL)

139326 SATIN (cUL)

139822 BLACK (SAA)

139826 SATIN (SAA)



MERCURY WALL LIGHT

DESIGNED BY **JEANETTE HOLDGAARD**

MATERIALS POWDER COATED METAL

DIMENSIONS L 1097 x W 1521 x Ø 300 x D 80 MM

CORD FABRIC COVERED 2100 MM WITH EU PLUG


LIGHT NOT INCLUDED, 4 x G9 LED 5W LED BULBS
REPLACEABLE LIGHT SOURCES

VERSIONS AVAILABLE CE

DIMMER TOUCH SENSITIVE ON SHADE

ITEM NO / COLOUR

137007 BLACK



KUPPI WALL LAMP

DESIGNED BY MIKA TOLVANEN

MATERIALS PAINTED METAL, ACRYL

SHADE REMOVABLE MATT ACRYL

DIMENSIONS H 165 x D 240 x Ø 220 MM

CORD FABRIC COVERED 2100 MM WITH EU PLUG

SPECIFICATIONS E14 (cUL: E12), MAX 25W

VERSIONS AVAILABLE CE, cUL, SAA

COMPLIES WITH IP20, 220-240V

ENERGY LABEL A**

BULB NOT INCLUDED

ITEM NO / COLOUR

130003 BLACK (CE)

130005 MUSTARD YELLOW (CE)

139200 BLACK (cUL)

139202 MUSTARD YELLOW (cUL)

139700 BLACK (SAA)

139701 WHITE (SAA)

139702 MUSTARD YELLOW (SAA)



CONO WALL LIGHT

DESIGNED BY BENNY FRANDSEN

MATERIALS BLACK PAINTED / SATIN PLATED METAL

SHADE INSIDE LIGHT GREY

DIMENSIONS D 170 x H 333 MM

D 6.7 x H 13.1 "

CORD FABRIC COVERED 2500 MM WITH EU PLUG

SPECIFICATIONS E14 (cUL: E12), MAX 25W / 250 LM

VERSIONS AVAILABLE CE, cUL, SAA

ENERGY LABEL A++ E

ITEM NO / COLOUR

133060 BLACK (CE)

133067 SATIN (CE)

139320 BLACK (cUL)

139327 SATIN (cUL)

139820 BLACK (SAA)

139827 SATIN (SAA)



CONO TABLE LAMP

DESIGNED BY BENNY FRANDSEN

MATERIALS BLACK PAINTED / SATIN PLATED METAL

SHADE INSIDE LIGHT GREY

DIMENSIONS Ø 155 x H 500 MM
Ø 6.1 x H 19.6 "

CORD FABRIC COVERED 2500 MM WITH EU PLUG

BASE COVERED WITH BLACK FELT UNDERNEATH

SPECIFICATIONS E14, MAX 25W / 250 LM

VERSIONS AVAILABLE CE, cUL, SAA

ENERGY LABEL A++ E

ITEM NO / COLOUR

133061 BLACK (CE)

133065 SATIN (CE)

139321 BLACK (cUL)

139325 SATIN (cUL)

139821 BLACK (SAA)

139825 SATIN (SAA)

TANGENT TABLE LAMP

DESIGNED BY FREDERIK KURZWEG

MATERIALS METAL, OPAL GLASS

OUTER SHADE POWDER COATED METAL

INNER SHADE OPAL GLASS

DIMENSIONS H 340 x Ø 200 MM

CORD FABRIC COVERED WITH EU PLUG

BULB NOT INCLUDED

SPECIFICATION E14 (cUL: E12), MAX 25W

VERSIONS AVAILABLE CE, cUL

ITEM NO / COLOUR


137020 DESERT SAND (CE)

137021 COOL GREY (CE)

137022 FOREST GREEN (CE)

139300 DESERT SAND (cUL)

139302 FOREST GREEN (cUL)



PUMP TABLE LAMP

DESIGNED BY KUTARQ STUDIO

MATERIALS METAL, OPAL GLASS

BASE BLACK PAINTED METAL

SHADE OPAL GLASS

DIMENSIONS H 220 x Ø 260 MM
H 8.6 x Ø 9.4 "

CORD FABRIC COVERED WITH EU PLUG

BULB NOT INCLUDED

SPECIFICATION E14 (cUL: E12), MAX 25W

VERSIONS AVAILABLE CE, cUL, SAA

ITEM NO / COLOUR

137030 BLACK/OPAL GLASS (CE)

139310 BLACK/OPAL GLASS (cUL)

139810 BLACK/OPAL GLASS (SAA)

STUDY TABLE LAMP

DESIGNED BY MSDS STUDIO

MATERIAL PAINTED METAL

DIMENSIONS L 159 x D 134 x H 227 MM

CORD FABRIC COVERED 2100 MM WITH EU PLUG

SPECIFICATION E27, MAX 8W/450LM

VERSIONS AVAILABLE CE

COMPLIES WITH IP20, 220-240V

ENERGY LABEL A**

BULB 0,5W LED INCLUDED

ITEM NO / COLOUR

137011 WHITE



GHOST TABLE LAMP

DESIGNED BY **STUDIO KOWALEWSKI**

MATERIALS METAL, OPAL GLASS

BASE BLACK PAINTED METAL

SHADE OPAL GLASS

DIMENSIONS Ø 150 x H 380 MM
Ø 5.9 x H 14.9 "

CORD FABRIC COVERED 2500 MM

BULB NOT INCLUDED

DIMMER ON SWITCH

SPECIFICATION E14 (cUL: E12), MAX 25W

VERSIONS AVAILABLE CE, cUL, SAA

ITEM NO / COLOUR

137016 BLACK/OPAL GLASS (CE)

139316 BLACK/OPAL GLASS (cUL)

139816 BLACK/OPAL GLASS (SAA)



GHOST FLOOR LAMP

DESIGNED BY **STUDIO KOWALEWSKI**

MATERIALS METAL, OPAL GLASS

BASE BLACK PAINTED METAL

SHADE OPAL GLASS

DIMENSIONS Ø 240 x H 600 MM
Ø 9.4 x H 23.6 "

CORD FABRIC COVERED 2500 MM

BULB NOT INCLUDED

DIMMER ON SWITCH

SPECIFICATION E27 (cUL: E26), MAX 25W

VERSIONS AVAILABLE CE, cUL, SAA

ITEM NO / COLOUR

137017 BLACK/OPAL GLASS (CE)

139317 BLACK/OPAL GLASS (cUL)

139817 BLACK/OPAL GLASS (SAA)



CANOPY TRACK FOR THREE PENDANTS

MATERIAL PAINTED METAL

OUTLETS THREE

DIMENSIONS L 1000 x W 60 x H 25 mm
L 39.3 x W 2.3 x H 0.9 "

MAX WEIGHT MAX 13.8 KG

CERTIFICATES CE

ITEM NO / COLOUR

991008 WHITE

991009 BLACK



CANOPY FOR THREE PENDANTS

MATERIAL PAINTED METAL

OUTLETS THREE

DIMENSIONS Ø 300 x H 30 mm
Ø 11.8 x H 1.1 "

MAX WEIGHT MAX 6.9 KG

MAX 2.3 KG PER HEAD

CERTIFICATES CE

ITEM NO / COLOUR

991004 WHITE

991005 BLACK



CANOPY FOR SIX PENDANTS

MATERIAL PAINTED METAL

OUTLETS SIX

DIMENSIONS Ø 350 x H 30 MM
Ø 13.7 x H 1.1 "

MAX WEIGHT MAX 13.8 KG
MAX 2.3 KG PER HEAD

CERTIFICATES CE

ITEM NO / COLOUR

991006 WHITE

991007 BLACK

WOUD

SØNDERGÅRDSALLE 9 MF
8700 HORSENS, DENMARK

WWW.WOUD.DK

+45 71 998 998

INFO@WOUD.DK

SALES CONTACT

WWW.WOUD.DK/CONTACT