


marset



Gentle light by night

At Marset we have always wanted to bring the warmth of the interior to the exterior, through a dialogue between our products and the landscape. With this new collection, we want to go a step further, to highlight these spaces and make them more comfortable, with lighting that doesn't invade your space, but integrates into it, bringing a gentle light by night.

Ginger, Joan Gaspar






Ginger, Joan Gaspar

Ginger, Joan Gaspar





Lab, Francesc Rifé





Plaff-on!, Joan Gaspar



Take me with you

Lightweight and useful, Chispa is a portable lamp designed to illuminate any space, indoors or out. A table lamp that can be hung or carried by hand, it contains many possibilities in a single object.












Landscape allies

As we explore the outdoors, we seek to build a relationship between our new collection and the elements: the vegetation, architecture and the landscape itself. We interviewed our designers, so they can reveal what is behind their new designs through the language of light.



Ginger, Joan Gaspar











Chispa, Joan Gaspar





Plaff-on!, Joan Gaspar





Visible by day and night

Joan Gaspar



As Marset's Head of Design, Joan Gaspar seeks to bring a gentle light by night. His designs coexist with the environment and natural light.

M Why did Marset decide to step into the garden and design outdoor lamps?

J.G We want our product philosophy to be close to these outdoor spaces, closer to landscaping, but in the end our products are part of a whole. We believe that it would be best not to treat interior lighting separately from exterior lighting, at least in terms of the basic principles: this is our intention, to influence the whole.

M Do you think Marset can bring something innovative to outdoor spaces?

J.G We don't seek to make architecture with light, but rather to accompany and enhance architecture without wanting to change its physiognomy. Conceptually, we maintain our principles of design and matter, giving prominence to these spaces, both day and night, as is already the case with our interior line. At Marset, we aim to create a mimicry of objects that seek a relevance that goes beyond the light they emit.

M How do you think outdoor lighting should relate to nature and architecture?

J.G Lighting should not be invasive, it should complement the environment. It should transmit beauty, whether on or off, with the aim to accompany and seduce the user. In the end, we all seek for a balance in where you would like to live.


M What value do you think the new collection can bring to an interior designer, lighting designer or landscaper?

J.G We've sought a "collection" concept with numerous different styles of lamps derived from the same family which can illuminate everything from entrances to façades to porches. Our objective is versatility while maintaining continuity of form.

M Speaking of your new designs, what led you to create a "garage lamp" like the Chispa?

J.G Chispa was born from a meeting with the new brand of the automotive sector, CUPRA, which was looking to surround itself with complementary sectors besides its own. CUPRA's values are very similar to ours: both brands are from Barcelona, both have a global vocation and both share a commitment to design. This was the starting point to design this new portable lamp, which takes us back to the garage.

"Conceptually, we maintain our principles of design and matter, giving prominence to these spaces, both day and night, as is already the case with our interior line."



Chispa sketch

Babila, Marco Zanuso Jr.







Light reflections

Marco Zanuso Jr.



In this collection, the lamps take on the character of their surroundings, and demonstrate the multi-functionality of a good lamp. The designer and architect Marco Zanuso Jr., created a lamp that emits its own light just as it seeks to reflect the light of the outdoors.

M How was the Babila first conceptualized?
M.Z For a few years now, our studio has been developing integrated architectural projects, in which we study all the various internal and external components, including light, to which we always pay great attention. This is how the Babila was born, as an “object of light” for the internal and external areas of the building in Milan where we currently have the studio. And now Marset is helping me to develop it into a series production.

M What was your intention in creating an object that works as much as a mirror as a lamp?

M.Z The initial idea was to create an object that produces a pleasant indirect light that can also reflect the changing sunlight during the day, the passage of clouds, and nature, and, at the same time, emit artificial light when natural light is gone.

M You once mentioned that each design is part of a process of discovery. What discovery came out from Babila?

M.Z I think the creation of a quality design must always contain an invention or an improvement. The use of the curved mirror of the Babila creates a very special light effect, which highlights the materials and the architecture where it is installed, with different installation and integration possibilities to accommodate the colors of different architectural situations.

M What was the transition to mass production like, from producing an object that was initially handmade?

M.Z In essence, the project is the same; there are no substantial changes. What does change is the technology, by radically modifying the light source with the use of LED, which did not exist at that time.


M What do you find most interesting in outdoor lighting?

M.Z The most interesting thing about outdoor lighting is the interplay between artificial and natural light. Outdoor light should always be combined with natural light, this mix is very important, and often is not considered enough. It's a luxury to understand the beauty of darkness, and it requires care and consideration to make proper use of it.

M In the search to improve the relationship between people and their environment, are you looking to create this same relationship with the objects you design?


M.Z I am convinced that the quality of both indoor and outdoor environments greatly affects people's quality of life, whether they are at home, at a school, at public park, etc. Therefore, we must try to seduce and persuade the user with these spaces, based on a clear intellectual honesty in design.

“Understanding the beauty of darkness is a luxury and requires care to use it properly.”



Babila sketch

Lab, Francesc Rifé







Order from Warmth

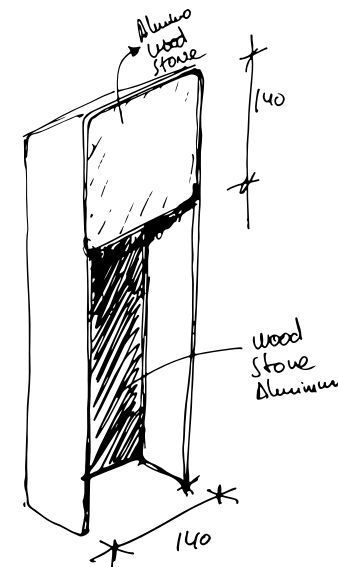
Francesc Rifé



With the Lab, industrial and interior designer Francesc Rifé captures the nostalgia of the exterior, creating an emotionally warm landscape through materiality, and filling each space with only the essential elements.

M What kind of lighting do you like to create?
F.R I like to light in an indirect and subtle way, for all the simplicity and emotion that it carries. As a designer, I feel that ordering spaces through light is essential. Lab, as a whole, displays a harmonic rhythm that helps to draw lines that define environments.
M Why are you interested in noble materials such as a stone, wood, and aluminum?
F.R Through materiality I try to create a visual counterweight, and these materials also age well, in a logical way. Some of them are also full of meaning for me, because I come from a family linked strongly with craftsmanship; and others I use because they provide the durability that a project requires.
M What is the relationship between Lab and nature, being an outdoor lamp?
F.R Its design is motivated by imitating the color range of its surroundings. If the lamp is surrounded by nature, the dialogue between them will be mutually constructive.
M With Labs new styles, what kind of sensation or intention do you wish to transit?
F.R It's a slimmer design. The original fixture was meant to be integrated with the environment, to blend in, but the new version can also gain its own prominence if used in a place where the materials provide a contrast with the environment. The idea is to draw an emotionally warm landscape.

“Lab, as a whole, displays a harmonic rhythm that helps to draw lines and define environments.”




Lab sketch

Babila, Marco Zanuso Jr. p.66

Chispa, Joan Gaspar p.68 **Ginger, Joan Gaspar** p.70

Lab, Francesc Rifé p.76 **Plaff-on!, Joan Gaspar** p.80



Babila demonstrates that, when it comes to a design, the material can be as important as the shape. This new outdoor wall sconce is of polished stainless steel, with a rounded mirror producing a panoramic reflection of the surroundings. Behind the mirrored façade, an aura of soft, indirect light projects onto the wall, a blurring effect that stands in stark contrast to the fixture's material. Designed less as an

architectural element and more as a simple, beautiful object, the Babila draws attention—whether on or off—as it reveals the daily life around it.

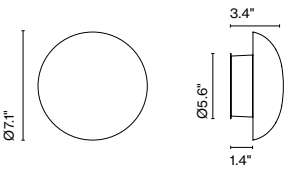
Babila comes in two diameters, 7" and 11" in diameter, and is also available in matt white or brown, which provide a more discrete alternative to the chrome finish.

Diffuser in polished stainless steel (AISI 316) or powder coated aluminum with a matt finish.

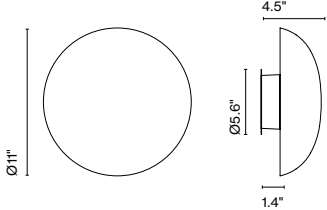
- Polished stainless steel
- White (RAL 9010)
- Brown (RAL 8019)

Babila
LED SMD 5.8W 500mA 2700k CRI90 544lm (included)

Babila 18



Babila 28



Wall / Ceiling mount
Suitable for wet locations





Marset's new collection just had to include a portable, rechargeable lamp for outdoor use. Enter Chispa (Spark), an IP44 certified and waterproof portable light.

The name Chispa evokes innovation: the spark of light, combustion, and creativity. With a design that combines elements of a high-quality garage light and a camp lantern, the Chispa

is lightweight and eminently useful, with three different light levels for different settings and moods. Its warm, sophisticated light is designed as an accompaniment, a companion for lightless outdoor spaces. Its structure is protected by a grate that revolves around the diffuser, and the base contains an in-built hanging hook.

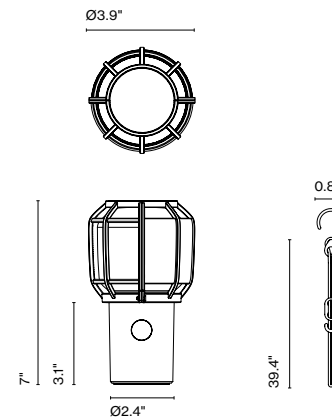
Available in orange, blue, green or black.

Colored polycarbonate base and structure, with white opal polyethylene diffuser. A metal hoop for hanging the lamp is housed in the base, which is partially coated in black rubber for protection. A black rubber cover also protects the charging port and the waterproof switch. Fixture includes a USB-C-type charging cable and a hanging accessory with black cord and a hook.

- Black (RAL 9004)
- Blue (RAL DESIGN 230 20 20)
- Green (RAL 6009)
- Orange (RAL 2010)

Chispa
3.5W LED SMD 1A 2700K CRI90 (included)

Chispa



Battery life
7 hours in peak power
28 hours in a quarter power
Charging cable included and power adapter not included


Damp locations only



Dimmer*

* 3 positions dimmer





The Ginger collection is moving outdoors, with wall sconces that can be installed individually or in a cluster, a new 6 inches sconce – perfect for passageways and small outdoor areas –, a lamppost and small floor lamps.

The Ginger outdoor also introduces a unique rust finish, with a deep, warm glow, alongside

the standard black-white metal finish of the indoor version.

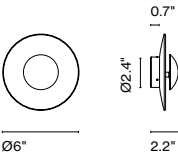
To light walkways, a new screen version can be affixed to the wall, projecting a restrained downward light that avoids glare and illuminates only the path.

Painted aluminum diffuser. Lacquered matte black injected aluminum dissipater.

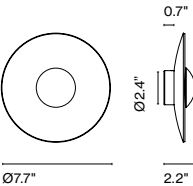
- Rust brown
- Black-White (RAL 9005-9010)

- Ginger 15 C IP65 · Ginger 20 C IP65**
LED SMD 5.2W 24V 2700K CRI90 161lm
(LED included, driver not included)
- Ginger 32 C IP65**
LED SMD 7.8W 700mA 2700K CRI90 350lm
(included)
- Ginger 42 C IP65**
LED SMD 15.4W 700mA 2700K CRI90 698lm
(included)
- Ginger 60 C IP65**
LED SMD 21W 700mA 2700K CRI90 1165lm
(included)

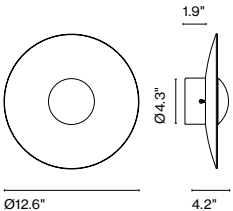
Ginger 15 C IP65 ***



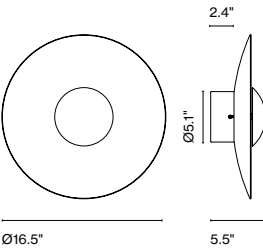
Ginger 20 C IP65 ***



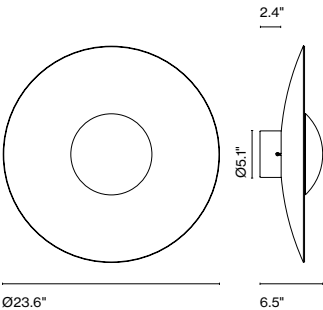
Ginger 32 C IP65 **



Ginger 42 C IP65 **



Ginger 60 C IP65 **



Wall / Ceiling mount

Ginger 15 C IP65 - Ginger 20 C IP65: 24v remote power supply to be ordered separately. Dimmable option depending on the chosen driver.



*Under approval process

Ginger 15 C IP65





The lamppost—at almost 9.9 feet high—is a design of function, a centrepiece of our new outdoor collection, which discreetly illuminates your garden or the entryway to your outdoor space.

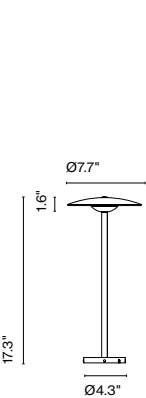
Last but not least, the collection features new bollard lamps, raised by means of a post that can be buried in dirt or gravel, perfect for illuminating pathways, gardens, terraces, and walls, and blending nicely with vegetation.

Ginger bollards: lacquered aluminum structure and diffuser, with an interior in bright white.

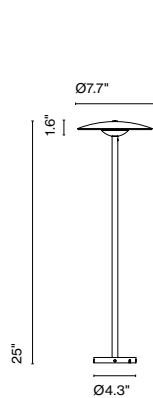
Ginger bollard
 Ginger B 20/44 - 20/63 - 20/86
 ● Black-White (RAL 9005)
 ● Rust brown-White

Ginger B 20/44 · 20/63 · 20/86
 LED SMD 5.2W 24V 2700K CRI90 480lm
 (LED included, driver not included)

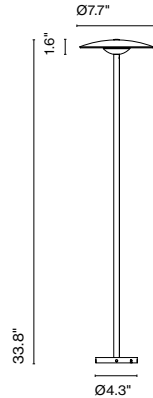
Ginger B 20/44



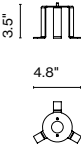
Ginger B 20/63



Ginger B 20/86



**Ginger B
 Ground fixation plate**



**Ginger B
 Post accessory**



Ginger bollard: 24v remote power supply to be ordered separately

Suitable for wet locations



*Under approval process

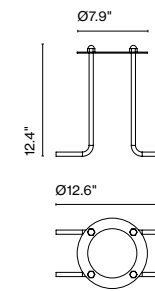


Ginger lamppost: lacquered steel structure with matte black injected aluminum dissipater, and an interior in bright white.

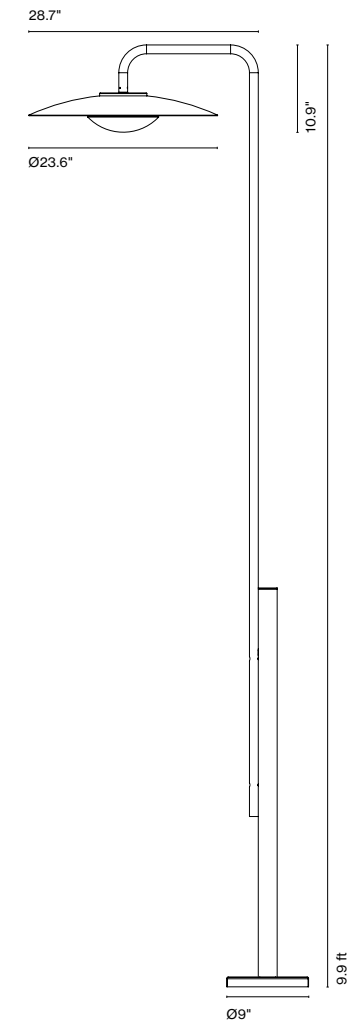
Ginger lamppost
Ginger 60/298
● Black-White (RAL 9005)

Ginger 60/298
LED SMD 35.5W 2700K CRI90 4269lm
(included)

Ginger 60/298
Ground fixation plate



Ginger 60/298



Suitable for wet locations



*Under approval process



The new Lab has not only expanded its sizes and collection, the revised design allows the light fixture to be a more aesthetic object, full of textures.

Both the bollard models and the new wall sconce are supported by an aluminum structure, with a hollow interior space to allow for maximum interplay of light and material. The surface of the design shines through:

painted sheets of metal or iroko wood will provide different types of lighting via reflection. The beauty of this new collection lies in the way the light interacts with the different materials.

The Lab collection continues to conceal the point of light, but its illumination—in all its versions, including the original—will be more powerful, with greater presence.

Aluminum structure with front covers in either metal or pressed wood.

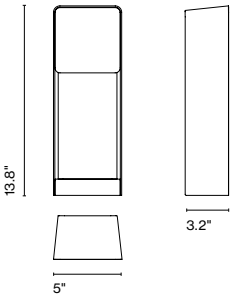
- Structure**

 - Graphite grey (RAL 7024)
- Lid**

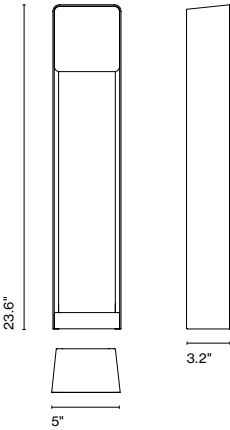
 - White (RAL 9003)
 - Brown (RAL 8019)
 - Rust brown
 - Iroko
- Lab B 35 · Lab B 60 · Lab A 35**

LED 4W 500mA 2700K CRI 90 320lm (included)

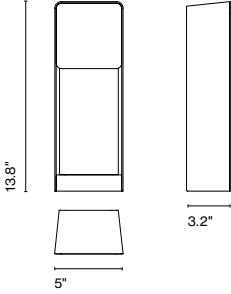
Lab B 35



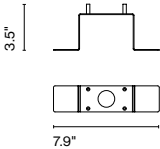
Lab B 60



Lab A 35



Lab B
Ground fixation plate



Suitable for wet locations



*Under approval process





Structure made of injected aluminum with frontal lids in metal, wood or stone-compound, to be chosen.

Structure

- Graphite grey (RAL 7024)

Lid

- White (RAL 9003)
- Brown (RAL 8019)
- Rust brown
- Iroko

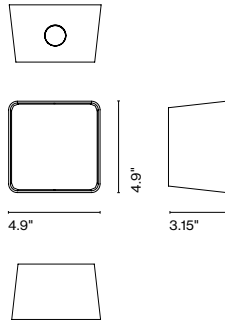
Lab 1

SMD LED 4W 2700K 315lm (included)

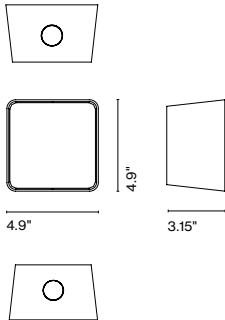
Lab 2

2x SMD LED 4W 2700K 630lm (included)

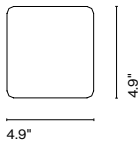
Lab 1



Lab 2



Lid



Suitable for wet locations



*Under approval process



With the idea of expanding possibilities for the outdoors, the new Plaff-on! collection comes in two new sizes—13 and 20 inches in diameter—and two new designs that imply a change of direction in its lighting. On the one hand, the new outdoor wall Plaff-on!—6 inches in diameter—features a perpendicular mount to project the light downward while still allowing light to flow smoothly through the open top.

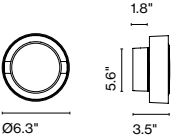
On the other hand, now the Plaff-on! comes in a new bollard version as a step light or to be immersed in a garden. As with the standard Plaff-on!, the blown-glass diffuser of the outdoor versions seems to float, detached from the aluminum ring that surrounds it. Its light filters both downward and upward in a luminous halo, exuding simplicity and utility.

Structure made of lacquered aluminum which supports an opal blown glass shade.

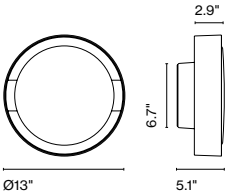
● Black

- Plaff-on! 16 IP65**
LED SMD 5.8W 500mA 2700k CRI90 544lm (included)
- Plaff-on! 33 IP54**
LED SMD 23W 700mA 2700K 2000lm (included)
- Plaff-on! 50 IP54**
LED SMD 29W 700mA 2700K 3200lm (included)

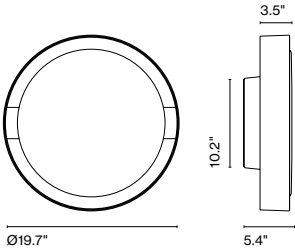
Plaff-on! 16 IP65 *



Plaff-on! 33 IP54 **



Plaff-on! 50 IP54 **



Wall / Ceiling mount
Suitable for wet locations*
Damp locations only**





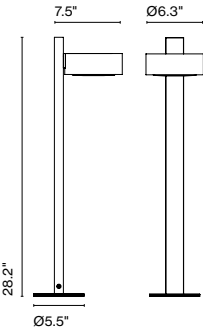
Plaff-on!, Joan Gaspar

Structure made of lacquered aluminum which supports an opal blown glass shade.

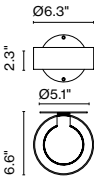
● Black

Plaff-on! B IP65 · A 16 IP65
LED SMD 5.8W 500mA 2700k CRI90 544lm (included)

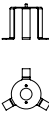
Plaff-on! B IP65



Plaff-on! A 16 IP65



Plaff-on! B IP65
Ground fixation plate



Suitable for wet locations



*Under approval process



Symbols

Damp locations only
A fixture that may be used in sheltered outdoor areas that are protected from direct contact with rain, snow, or excessive moisture.

Suitable for wet locations
A fixture suitable for outdoor locations that receive direct contact with rain, snow or excessive moisture.

Dimmer

Dimmer on the unit.

Dimmable

Product which can be dimmed.

Certifications



Product with cULus mark indicates compliance with U.S and Canadian safety standards, as set by Underwriters.



Products under approval process. Please check our website for updated information.



Product with ETL mark indicates compliance with U.S. and Canadian safety standards, as set by Underwriters.



Products under approval process. Please check our website for updated information.

ADA

ADA Compliant Wall Lighting: Objects projecting from walls with their leading edges between 27 inches and 80 inches (2' 4" to 6' 8") above the finished floor shall protrude no more than four inches into walks, corridors, passageways or aisles.

The watts expressed in this catalogue are real, including LED and driver.

The lumens expressed in this catalogue are only applicable for the light source. For more information, all lighting data is available on our website.

Coordination

Isabel Valle

Concept, graphic design and art direction

Folch

Photography

Marçal Vaquer
Josep Román
Jara Varela
Alexis Taulé
Enric Badrinas
Berta Pfirsich
Marta Vidal
White Horse

Printed in October 2021

Copyright © 2021 Marset.
All rights reserved

marset.com

Factory & Headquarters

Ctra. de Rubí 284
08228 Terrassa (Spain)
T +34 934 602 067
F +34 934 601 089
info@marset.com

Barcelona Showroom

Santaló 56 Interior
08021 Barcelona (Spain)
T +34 932 005 726
press@marset.com

Marset USA Inc.
20 West 22nd Street–Suite 903
New York, NY 10010
T +1 646 727 4250
F +1 646 304 6959
marsetusa@marset.com

Milan Showroom
Via dell'Annunciata 29
20121 Milan (Italy)
C +39 366 6059083
milano-showroom@mdaitalia.it

Cologne Showroom
Design Post
Deutz-Mülheimer-Str. 22a
50679 Cologne (Germany)
T +49 221 69 06 50
info@designpost.de

marset.com

